



KONICA MINOLTA

# bizhub c754e / C654e Spec Sheet

## System

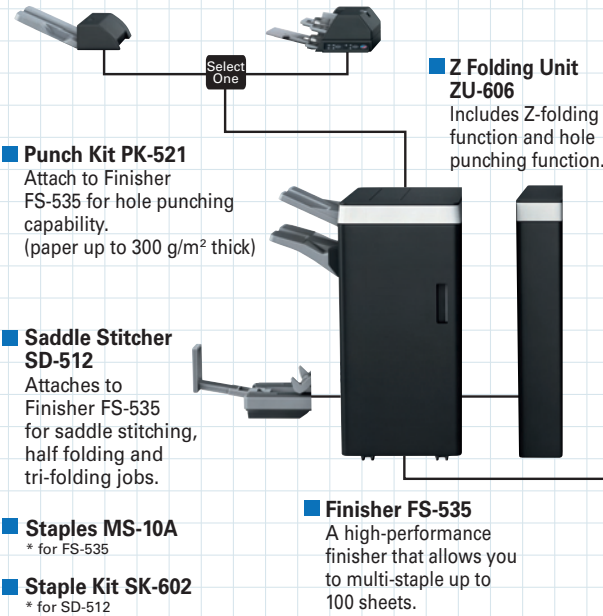
**Select One** One of the options may be selected (not mandatory).

**Must Select** Once of the options must be selected (mandatory).

**Job Separator JS-602**\*1  
When attached to the FS-535, this becomes the fax/print/copy output separator tray.

**Post Inserter PI-505**\*1  
When attached to Finisher FS-535, allows you to add white paper cover sheet/inter sheet, and operate the Finisher manually.

\*1 PI-505 and JS-602 cannot be installed at the same time.



**Output Tray OT-503**

**Punch Kit PK-520**  
Attach to Finishers FS-534 for hole punching capability (paper up to 300 g/m<sup>2</sup> thick)

**Saddle Stitcher SD-511**  
Attaches to Finisher FS-534 for saddle stitching, half folding and tri-folding jobs.  
\* SD-511 cannot be retrofitted.

**Staple Kit SK-602**  
\* for FS-534, SD-511

**Finisher FS-534**  
A small, low-noise and high-performance finisher that allows you to multi-staple up to 50 sheets.

**Upgrade kit UK-204**  
2 GB memory

- i-Option LK-101 v3**  
Web browse function
- i-Option LK-102 v3**  
Encrypted PDF or PDF/A (1a/1b)
- i-Option LK-104 v3**  
Voice guidance  
\* Local Interface Kit EK-604 or EK-605 is required.
- i-Option LK-105 v3**  
Searchable PDF

**i-Option LK-111**  
ThinPrint function

**Keypad KP-101**

**Keyboard Holder KH-102**

**Image Controller (Fiery) IC-414**

**Video Interface Kit (Fiery) VI-506**

**Security Kit SC-508**  
\* Two SC-508 are required.

**Fax Kit FK-511**  
For 1st / 2nd line  
\* 1st line: Requires Main Unit + one FK-511  
2nd line: Requires Main Unit + two FK-511

**Stamp Unit SP-501**

**i-Option LK-106**  
Barcode font (Code39, QR Code, PDF417)

**i-Option LK-107**  
Unicode font

**i-Option LK-108**  
OCR font (OCR-A, OCR-B (PCL))

**i-Option LK-110**  
File format extension package

**bizhub Connector S-1/G-1/E-1**  
\* LK-101 v3 is required.

**i-Option LK-115**  
TPM function  
\* Not available in all areas.

**Local Interface Kit EK-604**  
USB hub kit / Voice guidance

**Local Interface Kit EK-605**  
USB hub kit / Voice guidance / mobile phone compatibility

**Working Table WT-509**  
For Upright Panel

**Working Table WT-506**

**Authentication Unit AU-102**  
Biometric type

\* WT-506 or WT-509 is required.

**Authentication Unit AU-201**  
IC card type

\* WT-506 or WT-509 or MK-735 is required. However, AU-102 cannot be combined when equipped with WT-506 or WT-509.

**Mount Kit MK-735**  
For IC card authentication installation  
Built into front panel

**Banner Paper Setting Guide MK-715**  
Used for banner printing.



**Large Capacity Unit LU-204**  
Increases the bizhub's paper capacity by 2,500 sheets for paper up to SRA3 and 80 g/m<sup>2</sup> thick.

**Large Capacity Unit LU-301**  
Increases the bizhub's paper capacity by 3,000 sheets for paper up to A4 size and 80 g/m<sup>2</sup> thick.

Note: Some options are not listed.

# Specifications

## bizhub C754e/C654e General Specifications

Type	Console Full Colour Printer/Copier/Scanner	
Colour Support	Full-Colour	
Copy Resolution	Scan	Main: 600dpi x Sub: 600dpi
	Print	Copy: Main: 600 dpi x Sub: 600 dpi / Print: Main: 1,200 dpi x Sub: 1,200 dpi
Gradation	256	
Memory Capacity (Std./Max.)	2 GB/4 GB	
HDD	250 GB	
Original Type	Sheets, Books, Objects	
Max. Original Size	A3 (11" x 17")	
Output Size	SRA3 to A6, B6S*, A6S*1 Thick paper, Foolscap*2 (8-1/2" x 13-1/2", 200 mm x 330 mm, 8-1/8" x 13-1/4", 8-1/2" x 13", 8-1/4" x 13", 8" x 13"), 8K, 16K, Long Length Paper (210 x 457.3 mm to 297 x 1,200mm)	
Image Loss	Max. 4.2mm or less for top edge (5 mm for thin paper), Max. 3.0mm or less for bottom edge, Max. 3.0mm or less for right/left edges *A loss of 4.2 mm each during printing.	
Warm-Up Time (23°C, std. voltage) (May vary depending on the operating environment and usage.)	22 sec. or less (The time required to start printing when both the main power and sub-power switches are turned from OFF to ON.)	
	22 sec. or less (The time required to start printing when the main power switch is ON and the sub-power switch is turned from OFF to ON.)	
First Copy Time*3	Colour	C754e: 5.3 sec. or less C654e: 5.3 sec. or less
	B/W	C754e: 3.6 sec. or less C654e: 3.7 sec. or less
Copy Speed (A4 Crosswise)	Colour	C754e: 60 ppm C654e: 60 ppm
	B/W	C754e: 75 ppm C654e: 65 ppm
Copy Magnification	Fixed Same Magnification	1:±0.5% or less
	Scaling Up	1: 1.154/1.224/1.414/2.000
	Scaling Down	1: 0.866/0.816/0.707/0.500
	Preset	3 types
	Zoom	25 to 400% (in 0.1% increments)
	Lengthwise Crosswise Individual Settings	25 to 400% (in 0.1% increments)
Paper Capacity (80 g/m <sup>2</sup> paper)	Tray 1/2	500 sheets (up to SRA3)
	Tray 3	1,500 sheets (A4)
	Tray 4	1,000 sheets (A4)
	Multiple Bypass Tray	150 sheets (up to SRA3)
Max. Paper Capacity (80g/m <sup>2</sup> )*4	6,650 sheets	
Paper Weight	Tray 1-4	52 to 256g/m <sup>2</sup>
	Multiple Bypass Tray	52 to 300g/m <sup>2</sup>
Multiple Copy	1 to 9,999 sheets	
	Auto Duplex	Paper Size: Width: 100 to 320 mm, Length: 148 to 457.2 mm Paper Weight: 52 to 256 g/m <sup>2</sup>
Power Requirements	AC 230 V 10 A (50 to 60 Hz)	
Max. Power Consumption	2.1 kW or less	
Dimensions [W] x [D] x [H]	650 x 799 x 1,155 mm (25-1/2" x 31-1/2" x 45-1/2")	
Weight	Approx. 221 kg (487-1/4 lb)	
Space Requirements [W] x [D]*5	988 x 1,525 mm (39" x 60")	

\*1 S: Short edge feed

\*2 Set by Customer engineer

\*3 A4 crosswise full size/using the first tray/scanning from the original glass surface.

\*4 With options installed.

\*5 Without options, with paper trays pulled out, and multiple bypass tray, auxiliary tray and ADF opened.

## Printer Specifications

Type	Embedded	
CPU	MPC8536 1.2 GHz	
Memory	Shared with the copier	
Print Speed	Same as Copy Speed (when using the same original)	
HDD	250 GB (Shared with the copier)	
Print Resolution	1,800 dpi (equivalent) x 600 dpi (at smoothing) or 1,200 dpi x 1,200 dpi (in 1,200 dpi mode)*1	
	PDL	
PDL	PCL 5e/c Emulation, PCL 6 Emulation, PostScript 3 (3016) Emulation, XPS (Ver. 1.0)	
Protocol	TCP/IP, IPX/SPX (NDS support), SMB (NetBEUI), LPD, IPP1.1, SNMP, HTTP	
Support OS	Windows Vista / Vista 64bit / 7 / 7 64bit / 8 / 8 64bit / 8.1 / 8.1 64bit	
	Windows Server 2003 / Server 2003 R2 / Server 2008 / Server 2008 R2 / Server 2012 / Server 2012 R2	
Fonts	PCL	80 Roman fonts
	PS	137 Roman Type1 fonts
Interface	Ethernet (10BASE-T/100BASE-TX/1000BASE-T), USB 1.1, USB 2.0, USB Host	

\*1 Output speed will be reduced.

## Image Controller IC-414 (Optional) \* Optional Video Interface Kit VI-506 is required.

Type	Embedded	
CPU	Intel Pentium E5300 2.60 GHz	
Memory	2 GB	
HDD	160 GB	
Print Speed	Same as Copy Speed (when using the same original)	
Print Resolution	1,800 dpi (equivalent) x 600 dpi (at smoothing) or 1,200 dpi x 1,200 dpi (in 1,200 dpi mode)*1	
	PDL	
PDL	PCL 6, Adobe PostScript 3 (3019)	
Protocol	Ethernet (AppleTalk, TCP/IP), HTTP/HTTPS, SSL/TLS for HTTPS, SMB, Port9100 (Bi-Directional), IPP, LDAP, IPV6, SNMP v3	
Support OS	Windows Vista / Vista 64bit / 7 / 7 64bit / 8 / 8 64bit / 8.1 / 8.1 64bit	
	Windows Server 2003 / Server 2003 64bit / Server 2008 / Server 2008 R2 / Server 2012 / Server 2012 R2	
Fonts	Mac OS X 10.4.11 / X 10.5 / X 10.6 / X 10.7 / X 10.8 / X 10.9	
Interface	Adobe PS 138 Roman fonts, Agfa PCL 80 Roman fonts and 1 bitmap font, Additional PCL 35 fonts, Euro Currency Resident Font	
Interface	Ethernet (10BASE-T/100BASE-TX/1000BASE-T), USB	

\*1 Output speed will be reduced.

## Scanning Function Specifications

Type	Full-Colour Scanner	
Interface	Ethernet (10BASE-T/100BASE-TX/1000BASE-T)	
Driver	TWAIN Driver, HDD TWAIN Driver	
Protocol	TCP/IP (FTP, SMB, SMTP)	
Scanning Speed (Colour/B&W) (400dpi, A4 Crosswise)	Simplex	90 opm
	Duplex	180 opm
Scanning Size	Max. A3 (11" x 17")	
Output Format	TIFF, JPEG, PDF, Compact PDF, XPS, Compact XPS, OOXML (pptx, xlsx*, docx*), Searchable PDF*, PDF/A*, Linearised PDF* *Optional	
Scanning Resolution	Push	200 dpi / 300 dpi / 400 dpi / 600 dpi
	Pull	100 dpi / 200 dpi / 300 dpi / 400 dpi / 600 dpi
Main Functions	Scan to E-Mail, Scan to FTP Scan to BOX (HDD), Scan to PC (SMB), Network TWAIN, Scan to WebDAV, Scan to Me, Scan to Home, Scan to USB, Scan to Scan Server, Scan to Web Service (WSD-Scan), Device Profile for Web Services (DPWS)	
Other Functions	Multi-Method Send, Authentication at the time of E-Mail send (SMTP authentication, POP before SMTP), S/MIME, Annotation	

## Internet Fax

Protocol	SMTP, POP	
Connection Mode	Full-Mode	
Sending Paper Size	A3, B4, A4	
Recording Paper Size	Max. A3	
Resolution	200 x 100 dpi, 200 x 200 dpi, 400 x 400 dpi, 600 x 600 dpi	
Interface	Ethernet (10BASE-T/100BASE-TX/1000BASE-T)	
Colour	Support Colour Internet Fax	
Format	Send: TIFF-F, Receive: TIFF-F Colour/Grey Scale: TIFF (RFC3949 Profile-C)	

## Fax Kit FK-511 (Optional)

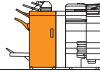
Communication	Super G3	
Compatible Lines	Public Switch Telephone Network, Private Branch Exchange, Fax Communication Line	
Line Density	G3 (8 dot/mm x 3.85 line/mm, 600 x 600 dpi)	
Modem Speed	2.4 to 33.6 kbps	
Compression	MH/MR/MMR/JBIG	
Sending Paper Size	Max. A3 (Long Length Support: Max. 1,000 mm)	
Recording Paper Size	Max. A3 (Long Length Max. 1,000 mm - following the page division -)	
Transmission Speed	Less than 3 sec. (A4, V34, 33.6 kbps, JBIG)	
Memory	Shared with the copier	
Number of Abbr. Dials	2,000	
Number of Program Dials	400	
Number of Group Dials	100	
Sequential Multiple Station Transmission	Max. 600	

## IP Address Fax (Optional) \*Optiona Fax Kit FK-511 is required.

Protocol transmission	SMTP	
Sending Paper Size	A3, B4, A4	
Resolution	200 x 200 dpi, 400 x 400 dpi, 600 x 600 dpi	
Format	Send: TIFF-F, Receive: TIFF-F Colour/Grey Scale: TIFF (RFC3949 Profile-C)	



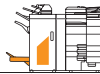
# Specifications



## Finisher FS-535 (Optional)

Type	Finisher	
Support Paper Type	Thin paper/Plain paper (52 to 90 g/m <sup>2</sup> ), Thick paper (91 to 300 g/m <sup>2</sup> ), Transparency, Envelope, Label sheet, Letterhead paper, Long length paper, Tab paper	
Support Paper Size	SRA3 to A5, B6S <sup>*1</sup> , A6S <sup>*1</sup> Thick paper, Foolscap <sup>*2</sup> (8-1/2" x 13-1/2", 200 mm x 330 mm, 8-1/8" x 13-1/4", 8-1/2" x 13", 8-1/4" x 13", 8" x 13"), 8K, 16K, Long Length Paper (210 x 457.3 mm to 297 x 1,200 mm)	
Mode	Sort, Group, Offset Sort, Offset Group, Staple	
Stacking Capacity	Output tray 1 (Sub tray)	200 sheets (60 to 90 g/m <sup>2</sup> ) 50 sheets (52 to 59 g/m <sup>2</sup> ) 20 sheets (91 to 300 g/m <sup>2</sup> , special paper)
	Output tray 2 (Main tray)	3,000 sheets (52 to 90 g/m <sup>2</sup> , A4S <sup>*1</sup> or smaller) *2,500 sheets when SD-512 is installed 1,500 sheets (52 to 90 g/m <sup>2</sup> , B4 or larger) 500 sheets (52 to 90 g/m <sup>2</sup> , A5S <sup>*1</sup> or smaller) 100 sheets (91 to 300 g/m <sup>2</sup> )
Staple Capacity	Max. 100 sheets (52 to 90 g/m <sup>2</sup> )	
Power Requirements	Supplied from the MFP main body	
Max. Power Consumption	77 W or less	
Dimensions [W] x [D] x [H]	724 x 709.5 x 1,025 mm (28-1/2" x 28" x 40-1/2")	
Weight	Approx. 63.5 kg (140 lb)	

- \*1 S: Short edge feed   
\*2 Set by Customer engineer



## Saddle Stitcher SD-512 (Optional)

Applicable	Finisher FS-535	
Support Paper Type	<b>Centre Staple:</b> 52 to 90 g/m <sup>2</sup> <b>Half-Fold:</b> 52 to 209 g/m <sup>2</sup> (more than 91 g/m <sup>2</sup> Thick paper can be used only as a cover page) <b>Tri-Fold:</b> 52 to 90 g/m <sup>2</sup>	
Support Paper Size	<b>Centre Staple and Fold, Half-Fold:</b> A3 Wide, A3, B4, A4S <sup>*1</sup> , 12-1/4" x 18", 11" x 17", 8-1/2" x 14", 8-1/2" x 11", 8K <b>Tri-Fold:</b> A4S <sup>*1</sup> , 8-1/2" x 11"S <sup>*1</sup> , 16KS <sup>*1</sup>	
Maximum Number of Sheets that can be Centrestapled	20 (52 to 90 g/m <sup>2</sup> ) sheets, or 19 (90 g/m <sup>2</sup> ) sheets + Thick (209 g/m <sup>2</sup> ) 1 sheet	
Maximum Number of Folded Sheets	<b>Half-Fold:</b> 5 sheets or Thick paper (91 to 209 g/m <sup>2</sup> ) 1 sheet, <b>Tri-Fold:</b> 3 sheets	
Stacking Capacity	1 to 5 sheets: 35 sets 6 to 10 sheets: 25 sets (paper length: 330 mm or less), 30 sets (paper length: over 330 mm)	
	11 to 20 sheets: 15 sets <b>Tri-Fold (1 sheet):</b> 50 sets <b>Tri-Fold (2 sheets):</b> 40 sets <b>Tri-Fold (3 sheets):</b> 30 sets	
Power Requirements	Supplied from Finisher FS-535	
Max. Power Consumption	31 W or less	
Dimensions [W] x [D] x [H]	239 x 579 x 534mm (9-1/2" x 22-3/4" x 21")	
Weight	Approx. 25.5 kg (56-1/4 lb)	

- \*1 S: Short edge feed



## Punch Kit PK-521 (Optional)

Applicable	Finisher FS-535	
Number of holes	2 holes or 4 holes	
Support Paper Type (Weight)	Thin paper/Plain paper (52 to 90 g/m <sup>2</sup> ), Thick paper (91 to 300 g/m <sup>2</sup> )	
Support Paper Size	A3, B4, A4, B5 (Excluding 52 to 59 g/m <sup>2</sup> B5S <sup>*1</sup> ), A5, Foolscap <sup>*2</sup> (8-1/2" x 13-1/2", 200 mm x 330 mm, 8-1/8" x 13-1/4", 8-1/2" x 13", 8-1/4" x 13", 8" x 13"), 8K, 16K	
Power Requirements	Supplied from Finisher FS-535	
Max. Power Consumption	17 W or less	
Dimensions [W] x [D] x [H]	146.2 x 639.2 x 233.8 mm (5-3/4" x 25-1/4" x 9-1/4")	
Weight	Approx. 4.5 kg (10 lb)	

- \*1 S: Short edge feed   
\*2 Set by Customer engineer



## Post Inserter PI-505 (Optional)

Applicable	Finisher FS-535	
Support Paper Type (Weight)	Plain paper (60 to 90 g/m <sup>2</sup> ) Thick paper (91 to 209 g/m <sup>2</sup> )	
Support Paper Size	Upper Tray	A4, B5, A5 Crosswise, 8-1/2" x 11", 7-1/4" x 10-1/2", 5-1/2" x 8-1/2" Crosswise, 16K
	Lower Tray	A3 Wide, A3, B4, A4, B5, A5 Crosswise, Foolscap <sup>*1</sup> (8-1/2" x 13-1/2", 200 mm x 330 mm, 8-1/8" x 13-1/4", 8-1/2" x 13", 8-1/4" x 13", 8" x 13"), 12" x 18", 11" x 17", 8-1/2" x 14", 8-1/2" x 11", 10-1/2" x 8", 7-1/4" x 10-1/2", 5-1/2" x 8-1/2" Crosswise, 8K, 16K
Paper Capacity	200 sheets (Plain paper, 80 g/m <sup>2</sup> )	
Power Requirements	Supplied from Finisher FS-535	
Max. Power Consumption	30 W or less	
Dimensions [W] x [D] x [H]	511 x 635 x 220 mm (20-1/4" x 25" x 8-3/4")	
Weight	Approx. 10.5 kg (23-1/4 lb)	

- \*1 Set by Customer engineer



## Job Separator JS-602 (Optional)

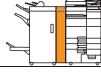
Applicable	Finisher FS-535	
Support Paper Type (Weight)	Plain paper (60 to 90 g/m <sup>2</sup> )	
Support Paper Size	A3, B4, A4, B5, A5S <sup>*1</sup> , Foolscap <sup>*2</sup> (8-1/2" x 13-1/2", 200 mm x 330 mm, 8-1/8" x 13-1/4", 8-1/2" x 13", 8-1/4" x 13", 8" x 13"), 11" x 17", 8-1/2" x 14", 8-1/2" x 11", 10-1/2" x 8", 7-1/4" x 10-1/2", 5-1/2" x 8-1/2" S <sup>*1</sup> , 8K, 16K	
Power Requirements	Supplied from Finisher FS-535	
Max. Power Consumption	5 W or less	
Dimensions [W] x [D] x [H]	341 x 537 x 149 mm (13-1/2" x 21-1/4" x 5-3/4")	
Weight	Approx. 1.75 kg (3-3/4 lb)	

- \*1 S: Short edge feed   
\*2 Set by Customer engineer

## Z Folding Unit ZU-606 (Optional)

Applicable	Finisher FS-535	
Punch Holes	2 holes or 4 holes	
Punch Paper Weight	60 to 90 g/m <sup>2</sup>	
Punch Paper Size	<b>2 holes:</b> A3, B4, A4S <sup>*1</sup> , B5, A5, 8K, 16K, Foolscap <sup>*2</sup> (8-1/2" x 13-1/2", 200 mm x 330 mm, 8-1/8" x 13-1/4", 8-1/2" x 13", 8-1/4" x 13", 8" x 13") <b>4 holes:</b> A3, B4, A4 Crosswise, 8K, 16K Crosswise	
Z Fold Paper Size	A3, B4, 8K	
Z Fold Paper Weight	60 to 90 g/m <sup>2</sup>	
Power Requirements	AC100 to 240 V	
Max. Power Consumption	120 W or less	
Dimensions [W] x [D] x [H]	169 x 1,028 x 660 mm (6-3/4" x 40-1/2" x 26")	
Weight	Approx. 45 kg (99-1/4 lb)	

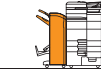
- \*1 S: Short edge feed   
\*2 Set by Customer engineer



## Finisher FS-534 (Optional)

Type	Finisher	
Support Paper Type	Thin paper/Plain paper (52 to 90 g/m <sup>2</sup> ), Thick paper (91 to 300 g/m <sup>2</sup> ), Transparency, Envelope, Label sheet, Letterhead paper, Long length paper, Tab paper	
Support Paper Size	SRA3 to A5, B6S <sup>*1</sup> , A6S <sup>*1</sup> Thick paper, Foolscap <sup>*2</sup> (8-1/2" x 13-1/2", 200 mm x 330 mm, 8-1/8" x 13-1/4", 8-1/2" x 13", 8-1/4" x 13", 8" x 13"), 8K, 16K, Long Length Paper (210 x 457.3 mm to 297 x 1,200 mm)	
Mode	Sort, Group, Offset Sort, Offset Group, Staple	
Stacking Capacity	Output tray 1 (Sub tray)	200 sheets (52 to 90 g/m <sup>2</sup> ) 20 sheets (91 to 300 g/m <sup>2</sup> , special paper)
	Output tray 2 (Main tray)	3,000 sheets (52 to 90 g/m <sup>2</sup> , A4S <sup>*1</sup> or smaller, B5 or larger) *2,000 sheets when SD-511 is installed 1,500 sheets (52 to 90 g/m <sup>2</sup> , B4 or larger) 500 sheets (52 to 90 g/m <sup>2</sup> , A5 or smaller) 20 sheets (91 to 300 g/m <sup>2</sup> , special paper)
	Output tray 3 (Relay Unit top surface)	100 sheets (52 to 90 g/m <sup>2</sup> ) 20 sheets (91 to 300 g/m <sup>2</sup> , special paper)
Staple Capacity	50 sheets (Plain Paper 52 to 90 g/m <sup>2</sup> ) 48 sheets (Plain paper 52 to 90 g/m <sup>2</sup> ) + 2 sheets (Thick paper 91 to 209 g/m <sup>2</sup> ) 30 sheets (Thick paper 91 to 120 g/m <sup>2</sup> ) 15 sheets (Thick paper 121 to 209 g/m <sup>2</sup> )	
Power Requirements	Supplied from the MFP main body	
Max. Power Consumption	56 W or less	
Dimensions [W] x [D] x [H]	528 x 641 x 1,023 mm (20-3/4" x 25-1/4" x 40-1/4")	
Weight	Approx. 40 kg (88-1/4 lb)	

- \*1 S: Short edge feed   
\*2 Set by Customer engineer



## Saddle Stitcher SD-511 (Optional)

Applicable	Finisher FS-534	
Support Paper Type	<b>Centre Staple:</b> 52 to 90 g/m <sup>2</sup> <b>Half-Fold:</b> 52 to 209 g/m <sup>2</sup> (more than 91 g/m <sup>2</sup> Thick paper can be used only as a cover page) <b>Tri-Fold:</b> 52 to 90 g/m <sup>2</sup>	
Support Paper Size	<b>Centre Staple and Fold, Half-Fold:</b> A3 Wide, A3, B4, A4S <sup>*1</sup> , 12-1/4" x 18", 11" x 17", 8-1/2" x 14", 8-1/2" x 11", 8K <b>Tri-Fold:</b> A4S <sup>*1</sup> , 8-1/2" x 11"S <sup>*1</sup> , 16KS <sup>*1</sup>	
Maximum Number of Sheets that can be Centrestapled	20 (52 to 90 g/m <sup>2</sup> ) sheets, or 19 (90 g/m <sup>2</sup> ) sheets + Thick (209 g/m <sup>2</sup> ) 1 sheet	
Maximum Number of Folded Sheets	<b>Half-Fold:</b> 5 sheets or Thick (91 to 209 g/m <sup>2</sup> ) 1 sheet, <b>Tri-Fold:</b> 3 sheets	
Stacking Capacity	1 to 3 sheets: 20 sets, 4 to 10 sheets: 10 sets 11 to 20 sheets: 5 sets	
	<b>Tri-Fold (1 sheet):</b> 30 sets, <b>Tri-Fold (2-3 sheets):</b> 10 sets	
Power Requirements	Supplied from Finisher FS-534	
Dimensions [W] x [D] x [H]	210 x 556 x 547mm (8-1/2" x 21-3/4" x 21-1/2")	
Weight	Approx. 24 kg (53 lb)	

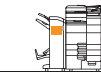
- \*1 S: Short edge feed



## Punch Kit PK-520 (Optional)

Applicable	Finisher FS-534	
Number of holes	2 holes or 4 holes	
Support Paper Type (Weight)	Thin paper/Plain paper (52 to 90 g/m <sup>2</sup> ), Thick paper (91 to 300 g/m <sup>2</sup> )	
Support Paper Size	A3, B4, A4, B5, Foolscap <sup>*1</sup> (8-1/2" x 13-1/2", 200 mm x 330 mm, 8-1/8" x 13-1/4", 8-1/2" x 13", 8-1/4" x 13", 8" x 13"), 8K, 16K	
Power Requirements	Supplied from Finisher FS-534	
Dimensions [W] x [D] x [H]	61 x 492 x 142 mm (2-1/2" x 19-1/2" x 5-1/2")	
Weight	Approx. 1.8 kg (4 lb)	

- \*1 Set by Customer engineer



## Large Capacity Unit LU-301 (Optional)

Support Paper Type (Weight)	Thin paper/Plain paper (52 to 90 g/m <sup>2</sup> ), Thick paper (91 to 256 g/m <sup>2</sup> )	
Support Paper Size	A4 Crosswise, 8-1/2" x 11" Crosswise	
Paper Capacity	Plain paper: 3,000 sheets (80 g/m <sup>2</sup> )/3,300 sheets (60 g/m <sup>2</sup> ) Thick paper 1: 2,500 sheets, Thick paper 1+: 1,750 sheets, Thick paper 2: 1,550 sheets, Thick paper 3: 1,300 sheets	
Power Requirements	Supplied from the MFP main body	
Max. Power Consumption	22 W or less	
Dimensions [W] x [D] x [H]	367 x 528 x 405 mm (14-1/2" x 20-3/4" x 16")	
Weight	Approx. 18 kg (39-3/4 lb)	

- \* Thick paper 1: 91 to 120 g/m<sup>2</sup>, Thick paper 1+: 121 to 157 g/m<sup>2</sup>, Thick paper 2: 158 to 209 g/m<sup>2</sup>, Thick paper 3: 210 to 256 g/m<sup>2</sup>

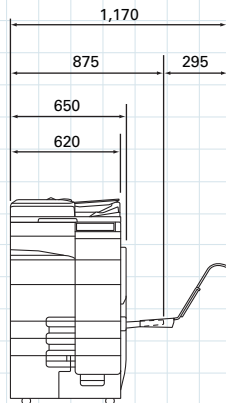


## Large Capacity Unit LU-204 (Optional)

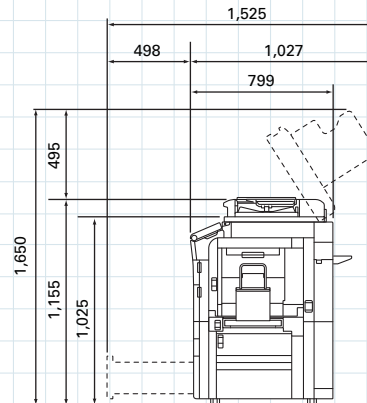
Support Paper Type (Weight)	Thin paper/Plain paper (52 to 90 g/m <sup>2</sup> ), Thick paper (91 to 256 g/m <sup>2</sup> )	
Support Paper Size	SRA3 to A4, 12" x 18" to 8-1/2" x 11"	
Paper Capacity	Plain paper: 2,500 sheets (80 g/m <sup>2</sup> )/2,750 sheets (60 g/m <sup>2</sup> ) Thick paper 1: 2,000 sheets, Thick paper 1+: 1,450 sheets, Thick paper 2: 1,250 sheets, Thick paper 3: 1,000 sheets	
Power Requirements	Supplied from the MFP main body	
Max. Power Consumption	22 W or less	
Dimensions [W] x [D] x [H]	629 x 556 x 405 mm (24-3/4" x 22" x 16")	
Weight	Approx. 25 kg (55 lb)	

- \*1 The maximum number of loadable sheets for each paper size is 2,500 sheets (for 80 g/m<sup>2</sup>) or 2,750 sheets (for 60 g/m<sup>2</sup>).  
\* Thick paper 1: 91 to 120 g/m<sup>2</sup>, Thick paper 1+: 121 to 157 g/m<sup>2</sup>, Thick paper 2: 158 to 209 g/m<sup>2</sup>, Thick paper 3: 210 to 256 g/m<sup>2</sup>

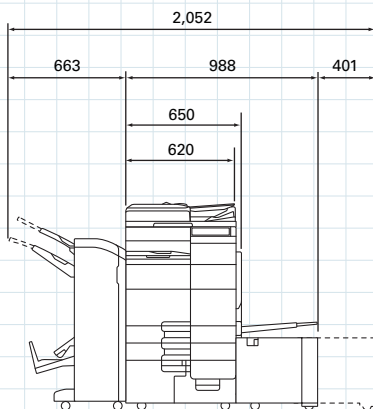




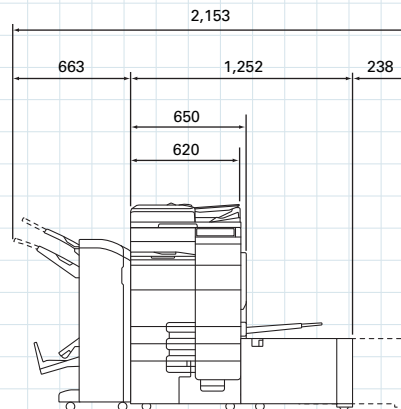
Front View  
bizhub C754e/C654e+MK-715



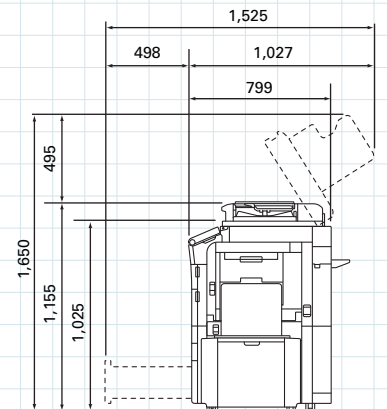
Side View  
bizhub C754e/C654e+MK-715



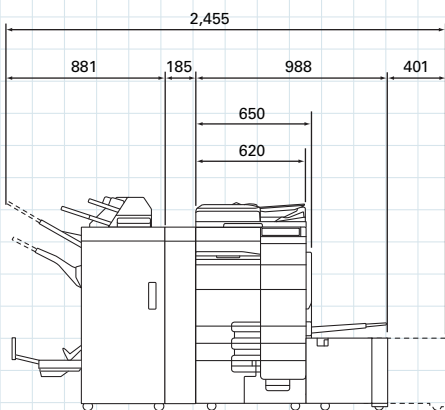
Front View  
bizhub C754e/C654e+FS-534+SD-511  
+LU-301



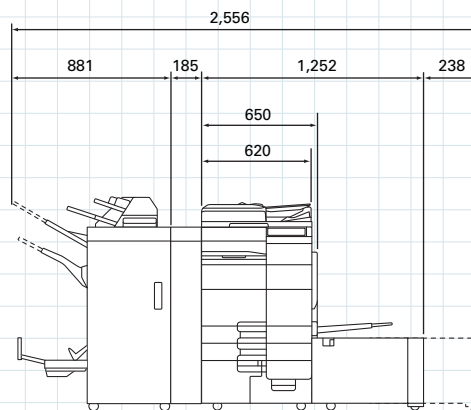
Front View  
bizhub C754e/C654e+FS-534+SD-511  
+LU-204



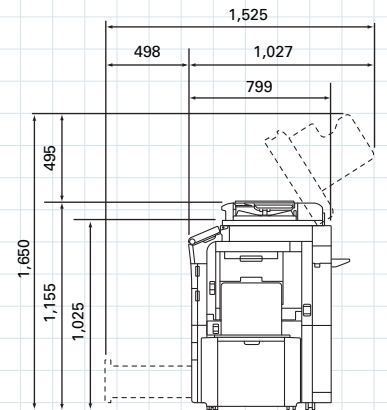
Side View  
bizhub C754e/C654e+FS-534+SD-511  
+LU-204/LU-301



Front View  
bizhub C754e/C654e+FS-535+SD-512  
+ZU606+PI-505+LU-301



Front View  
bizhub C754e/C654e+FS-535+SD-512  
+ZU606+PI-505+LU-204



Side View  
bizhub C754e/C654e+FS-535+SD-512  
+ZU606+PI-505+LU-204/LU-301